

Hi-MO **5m**

LR5-66HPH 480~500M

- Based on M10-182mm wafer, best choice for ultra-large power plants
- Advanced module technology delivers superior module efficiency
 - M10 Gallium-doped Wafer
 - Smart Soldering
 - 9-busbar Half-cut Cell
- Excellent outdoor power generation performance
- High module quality ensures long-term reliability



12-year Warranty for
Materials and Processing



25-year Warranty for Extra
Linear Power Output

Complete System and Product Certifications

IEC 61215, IEC 61730, UL 61730

ISO9001:2015: ISO Quality Management System

ISO14001: 2015: ISO Environment Management System

ISO45001: 2018: Occupational Health and Safety

TS62941: Guideline for module design qualification and type approval

LONGI



21.3%
MAX MODULE
EFFICIENCY

0~3%
POWER
TOLERANCE

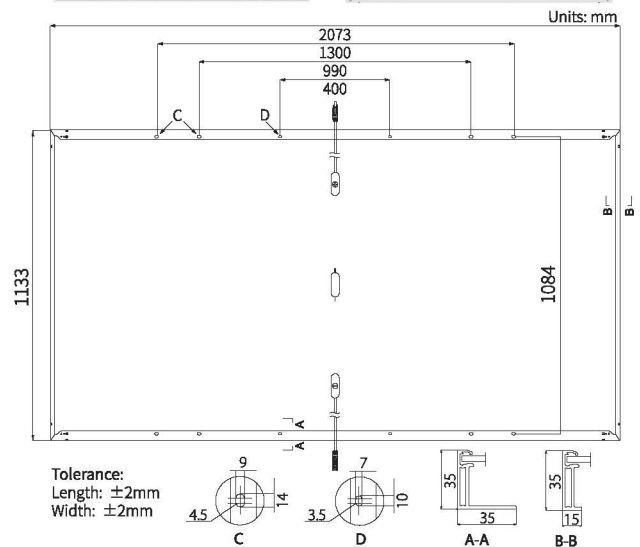

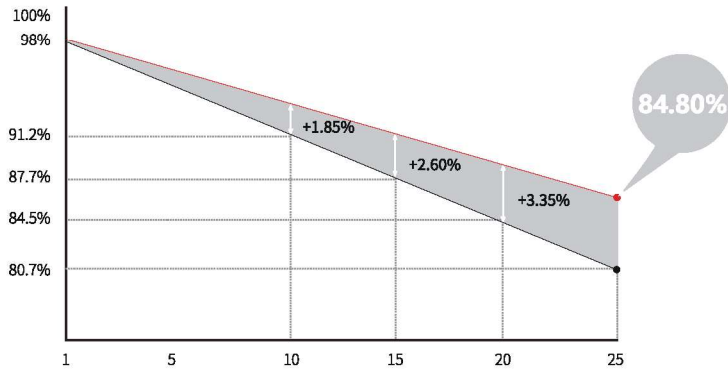
<2%
FIRST YEAR
POWER DEGRADATION

0.55%
YEAR 2-25
POWER DEGRADATION

HALF-CELL
Lower operating temperature

Additional Value

25-Year Power Warranty



Mechanical Parameters

Cell Orientation	132 (6×22)
Junction Box	IP68, three diodes
Output Cable	4mm ² , +400, -200mm length can be customized
Glass	Single glass, 3.2mm coated tempered glass
Frame	Anodized aluminum alloy frame
Weight	25.1kg
Dimension	2073×1133×35mm
Packaging	31pcs per pallet / 155pcs per 20' GP / 682pcs per 40' HC

Electrical Characteristics

STC: AM1.5 1000W/m² 25°C

NOCT: AM1.5 800W/m² 20°C 1m/s

Test uncertainty for Pmax: $\pm 3\%$

Module Type	LR5-66HPH-480M		LR5-66HPH-485M		LR5-66HPH-490M		LR5-66HPH-495M		LR5-66HPH-500M	
	STC	NOCT	STC	NOCT	STC	NOCT	STC	NOCT	STC	NOCT
Testing Condition	STC	NOCT	STC	NOCT	STC	NOCT	STC	NOCT	STC	NOCT
Maximum Power (Pmax/W)	480	358.8	485	362.5	490	366.3	495	370.0	500	373.7
Open Circuit Voltage (Voc/V)	44.95	42.26	45.10	42.41	45.25	42.55	45.40	42.69	45.55	42.83
Short Circuit Current (Isc/A)	13.59	10.99	13.67	11.05	13.74	11.11	13.82	11.17	13.90	11.24
Voltage at Maximum Power (Vmp/V)	37.78	35.09	37.93	35.23	38.08	35.37	38.23	35.51	38.38	35.65
Current at Maximum Power (Imp/A)	12.71	10.22	12.79	10.29	12.87	10.35	12.95	10.42	13.03	10.48
Module Efficiency(%)	20.4		20.6		20.9		21.1		21.3	

Operating Parameters

Operational Temperature	-40°C ~ +85°C
Power Output Tolerance	0~3%
Voc and Isc Tolerance	$\pm 3\%$
Maximum System Voltage	DC1500V (IEC/UL)
Maximum Series Fuse Rating	25A
Nominal Operating Cell Temperature	45 \pm 2°C
Protection Class	Class II
Fire Rating	UL type 1 or 2 IEC Class C

Mechanical Loading

Front Side Maximum Static Loading	5400Pa
Rear Side Maximum Static Loading	2400Pa
Hailstone Test	25mm Hailstone at the speed of 23m/s

Temperature Ratings (STC)

Temperature Coefficient of Isc	+0.050%/°C
Temperature Coefficient of Voc	-0.265%/°C
Temperature Coefficient of Pmax	-0.340%/°C